

# Stateroom Category

## Grand Suites

Midships High Deck 6 **Q1**

## Master Suite

Midships High Decks 5,7 **Q2**

## Penthouse

Forward/Aft High Decks 4,5,6,7 **Q3**

Midships High Deck 7 **Q4**

## Queen Suites

Aft High Decks 4,5,6,7,8 **Q5**

Forward High Decks 7,9,10,11 **Q6**

## Princess Suites

Midships High Decks 5,6,7 **P1**

Midships High Decks 4,8 **P2**

## Club Balcony

Mid/Fwd High Decks 5,6,7 **A1**

Midships High Decks 5,6,7 **A2**

## Balcony

Midships High Decks 5,6,7,8,9 **BB**

Midships High Decks 4,8,10,11 **BC**

Aft High Decks 5,6,7,8 **BD**

Aft/Forward High Decks 4,5,6,7,8,9 **BE**

Forward High Decks 4,10,11 **BF**

## Balcony (partially obstructed view)\*

Midships High Deck 4 **CB**

Midships High Deck 4 **CC**

## Deluxe Oceanview

Midships Low Deck 1 **EA**

## Oceanview

Midships Low Deck 1 **EB**

Midships Low Deck 1 **EC**

Aft Low Deck 1 **EE**

Forward High Deck 9 **EF**

Forward High Decks 4,10,11 **EF**

## Standard Inside

Midships High Decks 5,6,7 **IA**

Midships Low Deck 1 **IB**

Midships High Deck 9 **IB**

Midships Low Deck 1 **IC**

High Decks 4,10,11 **IC**

Aft High Decks 5,6,7,8 **ID**

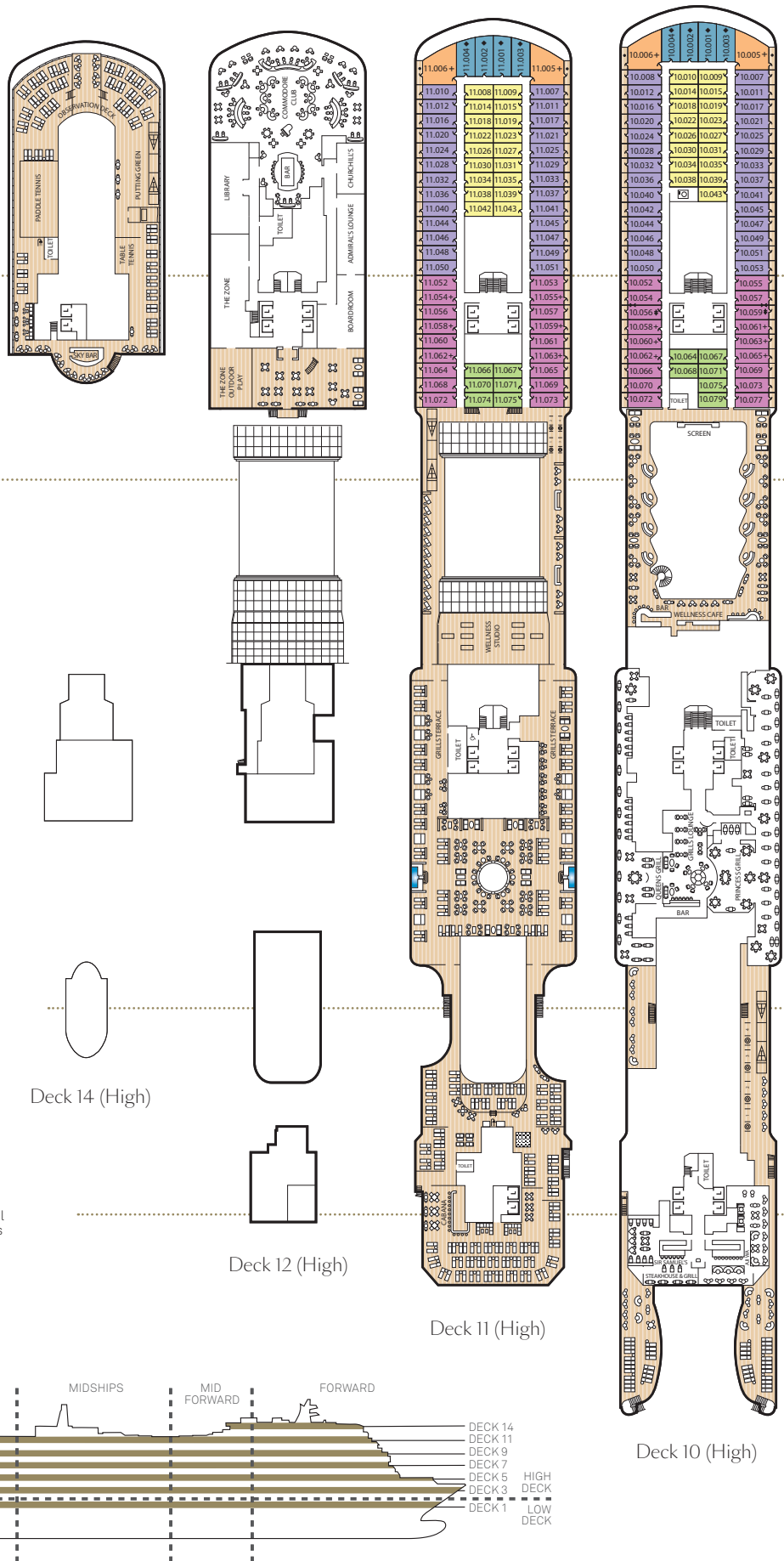
Aft/Forward High Decks 4,5,6,7,8,9 **IE**

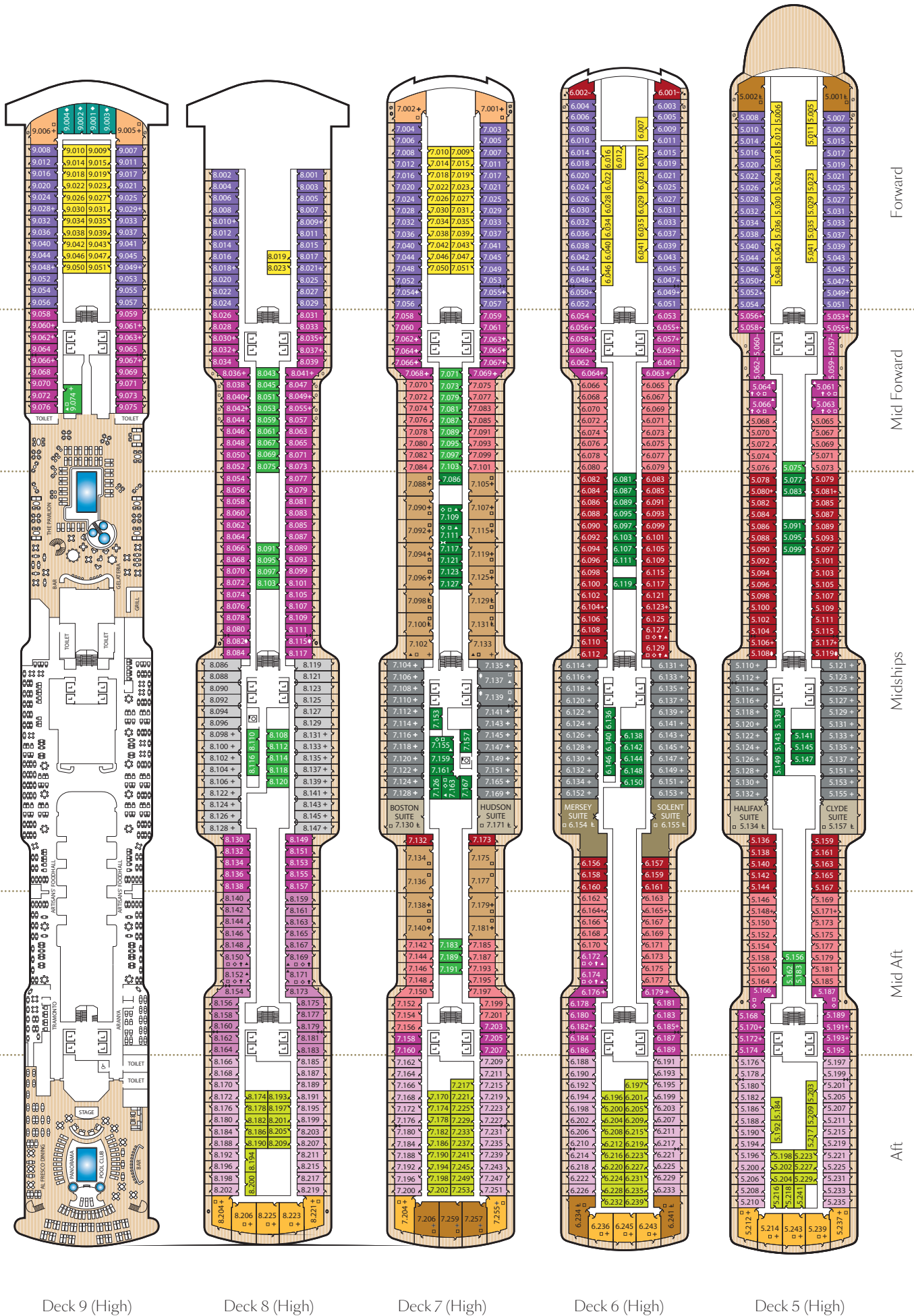
Forward High Decks 4,10,11 **IF**

## Key to symbols

- L Lift
- † Indicates 2 lower berths and 1 upper berth
- + Indicates 3rd berth is a single sofa bed
- ⌚ Indicates 3rd and 4th berth is a double sofa bed
- ⌚ Indicates 3rd and 4th berth are a single sofa bed and one upper bed
- ↔ Connecting staterooms
- \* Staterooms have views partially obstructed by lifeboats. During Panama Canal transits lifeboats are adjacent to the balcony and they fully obstruct the view
- Balcony is shaded by deck structure above
- ▲ Wheelchair accessible
- Indicates powered mobility device friendly stateroom
- ~ Indicates alternative layout and configuration
- ◆ Staterooms have forward facing ocean views
- ◐ Staterooms have partial metal fronted balconies
- Staterooms have metal fronted balconies
- ◊ Indicates configuration with no sofa, sitting chair only

# Queen Anne deck plans





A2 Staterooms 7.152, 7.154, 7.156, 7.199, 7.201 available for booking from late 2024, for selected sailings in 2025. Details will be confirmed at the point of booking.

# Stateroom Category

## Grand Suites

Midships High Deck 6 **Q1**

## Master Suite

Midships High Decks 5,7 **Q2**

## Penthouse

Forward/Aft High Decks 4,5,6,7 **Q3**

Midships High Deck 7 **Q4**

## Queen Suites

Aft High Decks 4,5,6,7,8 **Q5**

Forward High Decks 7,9,10,11 **Q6**

## Princess Suites

Midships High Decks 5,6,7 **P1**

Midships High Decks 4,8 **P2**

## Club Balcony

Mid/Fwd High Decks 5,6,7 **A1**

Midships High Decks 5,6,7 **A2**

## Balcony

Midships High Decks 5,6,7,8,9 **BB**

Midships High Decks 4,8,10,11 **BC**

Aft High Decks 5,6,7,8 **BD**

Aft/Forward High Decks 4,5,6,7,8,9 **BE**

Forward High Decks 4,10,11 **BF**

## Balcony (partially obstructed view)\*

Midships High Deck 4 **CB**

Midships High Deck 4 **CC**

## Deluxe Oceanview

Midships Low Deck 1 **EA**

## Oceanview

Midships Low Deck 1 **EB**

Midships Low Deck 1 **EC**

Aft Low Deck 1 **EE**

Forward High Deck 9 **EF**

## Standard Inside

Midships High Decks 5,6,7 **IA**

Midships Low Deck 1 **IB**

Midships High Deck 9 **IC**

Midships Low Deck 1 **IC**

Aft High Decks 4,10,11 **ID**

Aft/Forward High Decks 4,5,6,7,8,9 **IE**

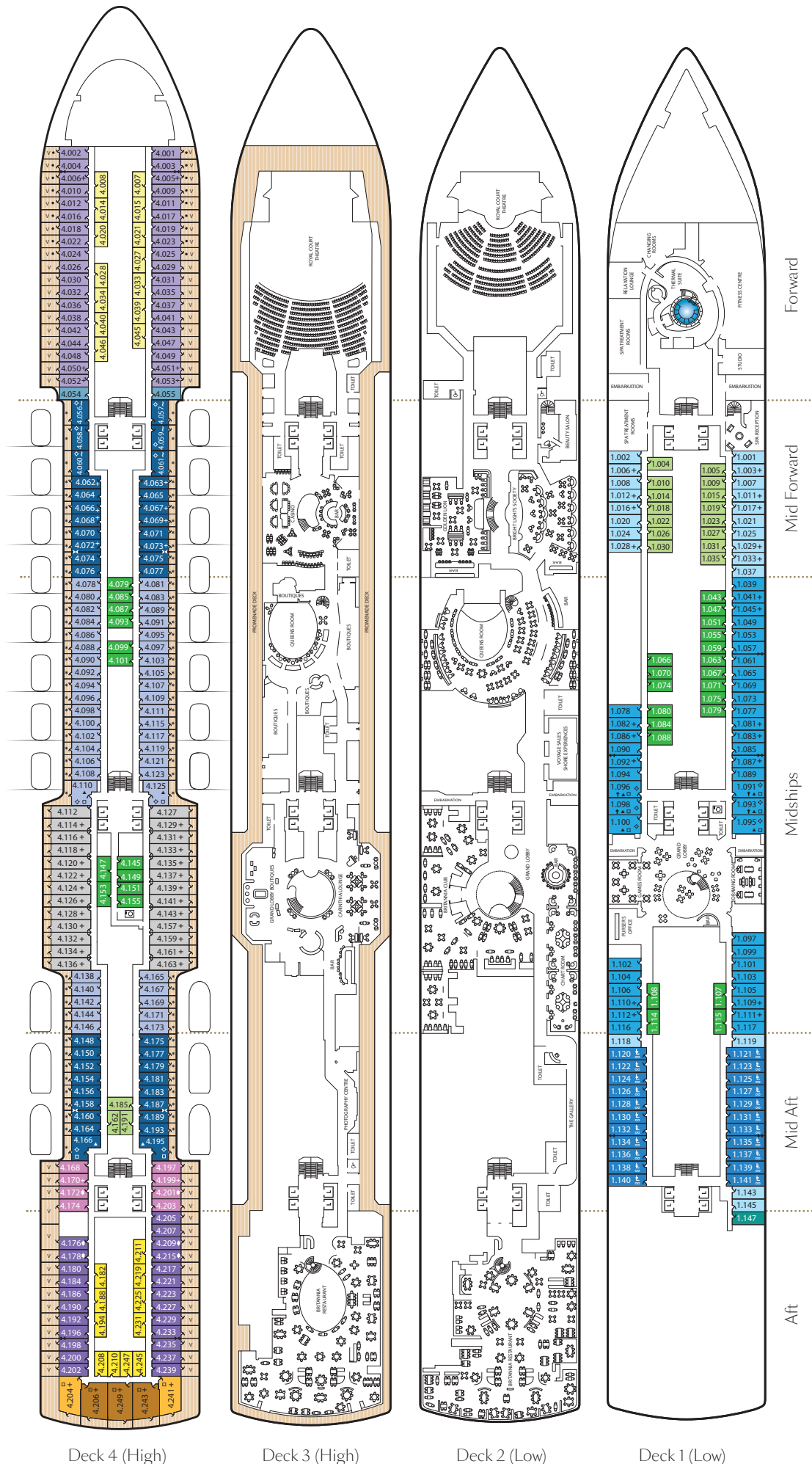
Forward High Decks 4,10,11 **IF**

## Key to symbols

- L Lift
- † Indicates 2 lower berths and 1 upper berth
- + Indicates 3rd berth is a single sofa bed
- ‡ Indicates 3rd and 4th berth is a double sofa bed
- ‡ Indicates 3rd and 4th berth are a single sofa bed and one upper bed
- ↔ Connecting staterooms
- \* Staterooms have views partially obstructed by lifeboats. During Panama Canal transits lifeboats are adjacent to the balcony and they fully obstruct the view
- v Balcony visible from above
- ▲ Wheelchair accessible
- Indicates powered mobility device friendly stateroom
- ~ Indicates alternative layout and configuration
- ∞ Staterooms have an additional shower room
- Staterooms have metal fronted balconies
- ◇ Indicates configuration with no sofa, sitting chair only

## Ship facts - Queen Anne

Entered Service:	2024
Country of Registry:	Bermuda
Speed:	22 knots
Guest Capacity:	2,996
No. of Crew:	1,225
Length Overall:	1,058 feet
Width:	116.8 feet
Draft:	27.2 feet



\*Available for booking from late 2024, for selected sailings in 2025. Details will be confirmed at the point of booking.